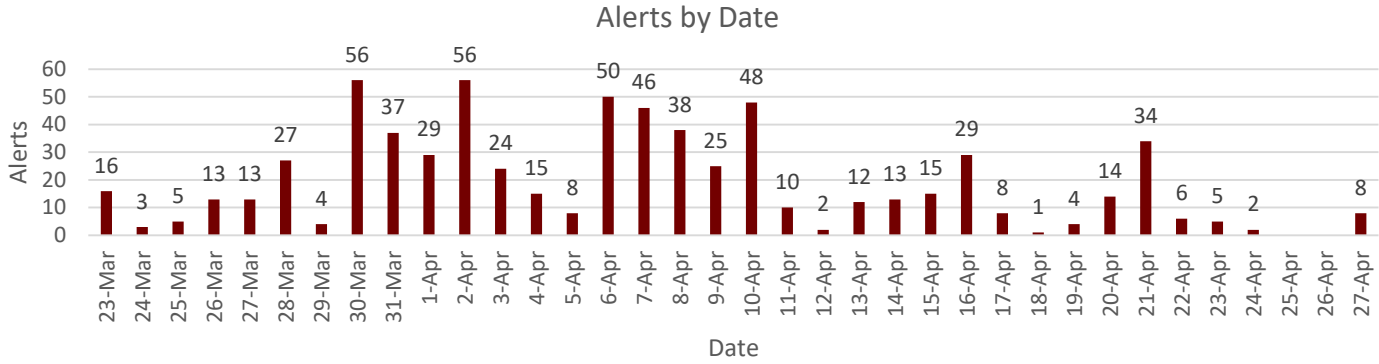


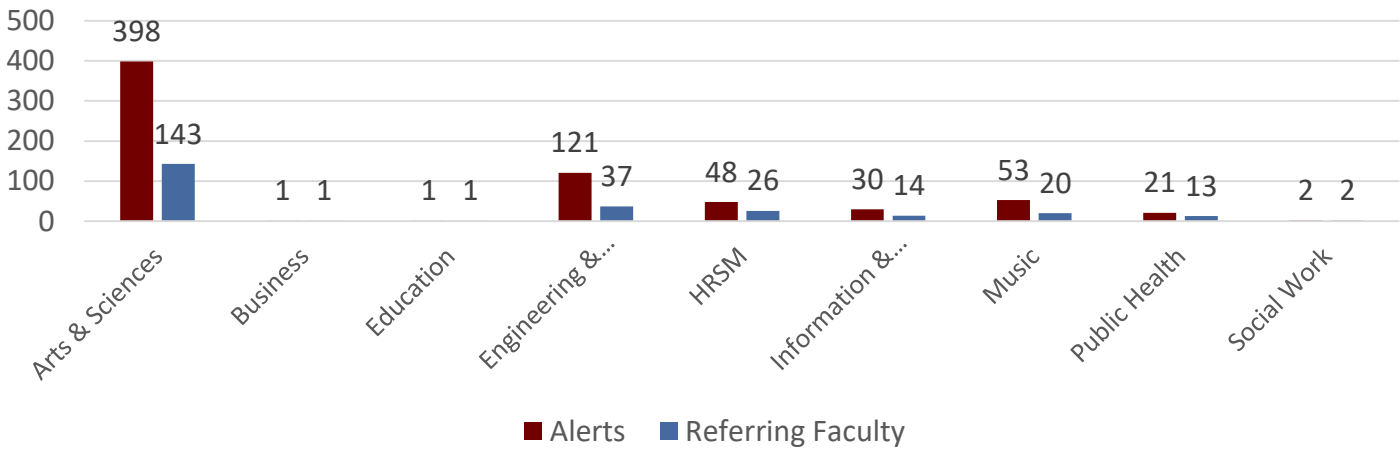
Missing or Absent Student/Student of Concern Faculty Referrals during Spring 2020 Campus Closure

As part of the university response to COVID-19, the University Advising Center (UAC) is facilitating an intervention that allows faculty to notify Academic Advisors when their students are not engaged or are struggling in their virtual classes. This initiative ran from March 23 – April 27, 2020.

Over the duration of this initiative, the UAC received 676 referrals. On average, faculty submitted 19.9 alerts/day.



Approximately **257** unique faculty submitted referrals for missing or absents students and/or those not completing work.

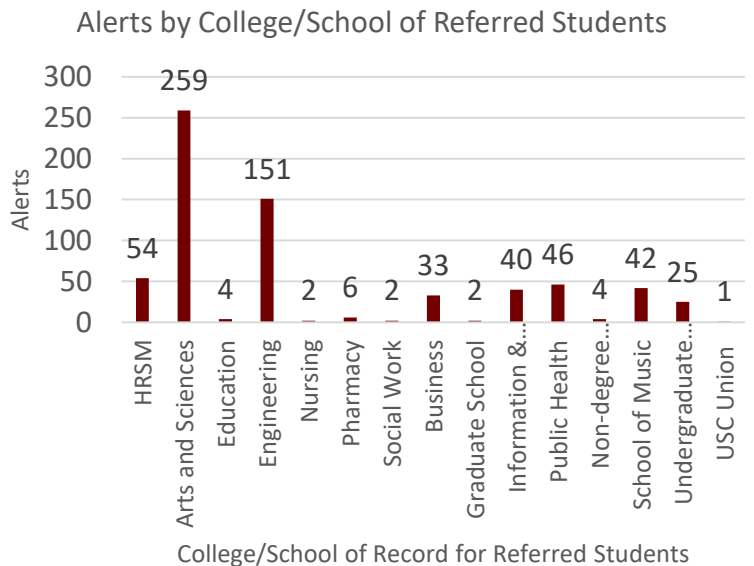


575 unique students received at least one referral.

Unique students referred once	495
Unique students referred twice	130
Unique students referred three+ times	44

68 student cases have been processed by the Undergraduate Ombudsman.

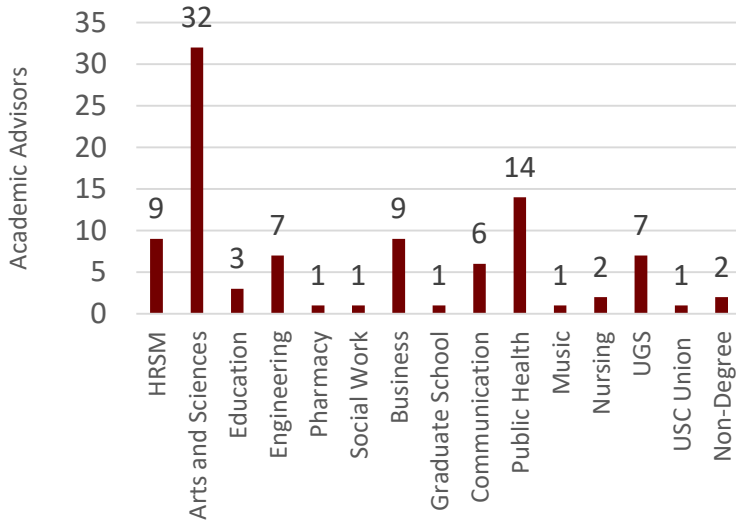
3 students were also reported on the tech needs form.



Missing or Absent Student/Student of Concern Faculty Referrals during Spring 2020 Campus Closure

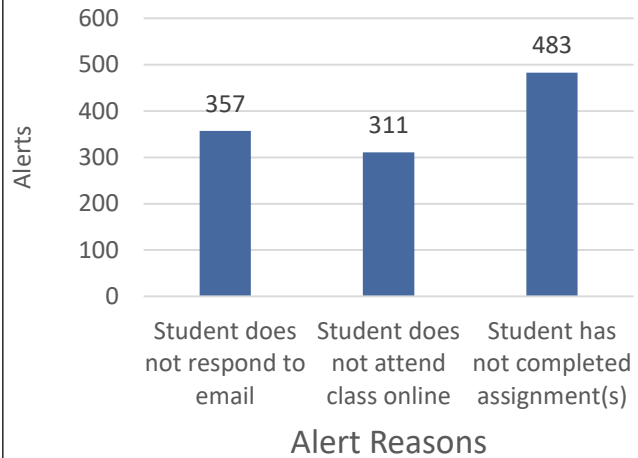
95+ academic advisors reached out to students to get them to reengage in their online courses and followed up with faculty.

Advisors Engaged in Process by College/School



Faculty and instructors can select one of three reasons when referring students to academic advisors.

Alerts Reasons Selected by Faculty



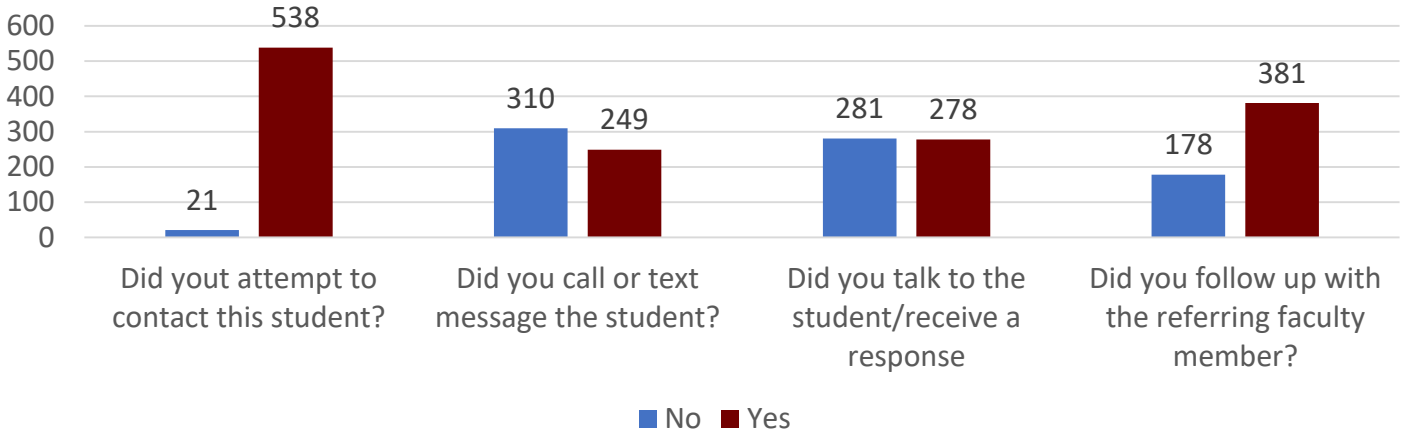
At least one referral has been submitted from each of the below courses.

ANTH-161	CHIN-422	EMCH-553	GLST-308	JOUR-332	MATH-575	PHYS-212L	SOWK-382
ANTH-229	CRJU-341	ENCP-707	HIST-108	JOUR-361	MSCI-102	PHYS-307	SOWK-422
ANTH-373	CRJU-430	ENGL-101	HIST-112	JOUR-436	MSCI-313	PHYS-502	SPAN-110
ARTH-313	CRJU-591	ENGL-102	HIST-300	JOUR-447	MSCI-314	PHYS-511	SPAN-121
ARTH-327	CSCE-102	ENGL-309	HIST-405	JOUR-448	MSCI-510	PHYS-516	Span-122
ARTS-102	CSCE-206	ENGL-389	HPEB-502	JOUR-449	MUED-105B	POLI-101	SPAN-303
ARTS-111	CSCE-211	ENGL-462	HRSM-497	JOUR-471	MUED-105P	POLI-316	SPAN-305
ARTS-225	CSCE-215	ENVR-101	HRTM-110	JOUR-491	MUED-156	POLI-433	SPAN-398
ARTS-246	CSCE-240	ENVR-321	HRTM-260	JOUR-499	MUED-165	Poli-483	SPCH-140
ARTS-261	CSCE-247	ENVR-490	HRTM-270	JOUR-515	MUED-356	PORT-122	SPCH-260
ARTS-316	CSCE-313	EPID-410	HRTM-285	JOUR-540	MUSC-100L	Psyc-410	SPT-202
ARTS-465	CSCE-582	EXSC-191	HRTM-344	JOUR-560	MUSC-110	PSYC-470	SPT-203
ARTS-501	CSCE-594	EXSC-330L	HRTM-364	LING-101	MUSC-111G	PSYC-565	SPT-240
BIOL-101L	Danc-101	EXSC-355	HRTM-399	LING-300	MUSC-113	PUBH-302	SPT-302
BIOL-102L	DANC-282	EXSC-507	HRTM-591	LING-301	MUSC-114	RELG-205	SPT-380
BIOL-244L	ECHE-722	EXSC-695	HRTM-597	MART-210	MUSC-115	RELG-270	SPT-402
BIOL-250L	ECIV-330	FAMS-240	HSPM-412	MART-371	MUSC-116	RETL-242	SPT-450
BIOL-301	ECIV-340	FAMS-301	HSPM-500	MART-380	MUSC-118	RETL-262	STAT-112
Biol-302	ECON-436	FAMS-308	ITEC-101	MART-571	MUSC-211V	RETL-268	STAT-582
BIOL-302L	EDPY-401	FAMS-311	ITEC-245	Math-111	MUSC-216	RETL-310	THEA-170
BIOL-415	ELCT-321	FREN-109	ITEC-301	Math-111i	MUSC-218	RETL-366	THEA-240
BIOL-531	ELCT-331	FREN-398	ITEC-370	MATH-115	MUSC-310	RETL-368	THEA-280
BIOL-541L	ELCT-350	GEOG-370	ITEC-445	MATH-122	MUSC-365	RETL-425	WGST-112
BIOL-545	ELCT-531	GEOL-101	ITEC-447	MATH-141	PHIL-115	SAEL-200	WGST-113
BIOL-635	EMCH-201	GEOL-103	ITEC-545	Math-142	PHYS-201	SLIS-480	WGST-307
BMEN-589	EMCH-290	GEOL-545	ITEC-564	MATH-170	PHYS-201L	SOCY-101	WGST-432
CHEM-112	EMCH-363	Germ-109	JOUR-316	Math-241	PHYS-202L	SOCY-309	
CHEM-333L	EMCH-428	GERM-110	JOUR-330	MATH-300	PHYS-211L	SOCY-540	
CHIN-122	EMCH-535	GERM-210	JOUR-331	MATH-374	PHYS-212	SOWK-309	

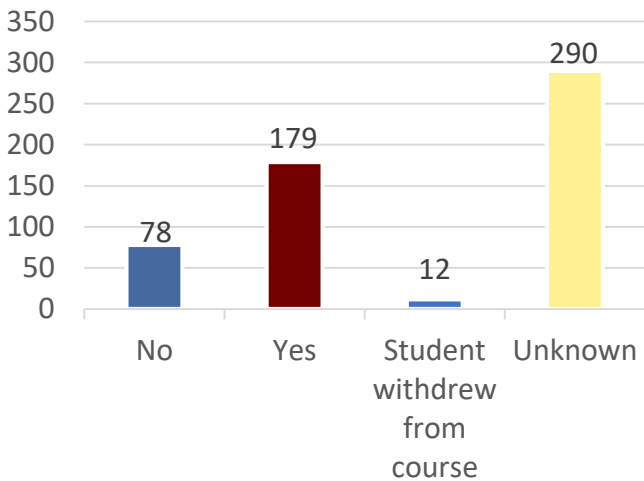
Missing or Absent Student/Student of Concern Faculty Referrals during Spring 2020 Campus Closure

To assess this initiative, participating advisors were asked to respond to a short survey for each referral they processed. The survey asked advisors to document their outreach efforts and to report on their outcomes, namely if the student had reengaged in the course for which they were referred. Advisors also reported the extent to which they followed up with referring faculty and referred non-responsive students to the Undergraduate Ombudsmen Office. Advisor outcomes were reported for 559 of 676 referrals processed.

Advisor Outreach Efforts



Did the student reengage in the class for which they were referred?



Did the advisor talk to the student?

	Yes		No		Unknown	
ABC	116	42%	94	33%	41	35%
Pass	1	0%	3	1%	3	3%
DF	111	40%	140	50%	48	41%
Fail	4	1%	4	1%	1	1%
Incomplete	13	5%	12	4%	6	5%
Withdrew	13	5%	13	5%	7	6%
Withdrew Fail	4	1%	6	2%		0%
#N/A	14	5%	7	2%	11	9%
No Record	2	1%	2	1%		0%
Totals:	278		281		117	